

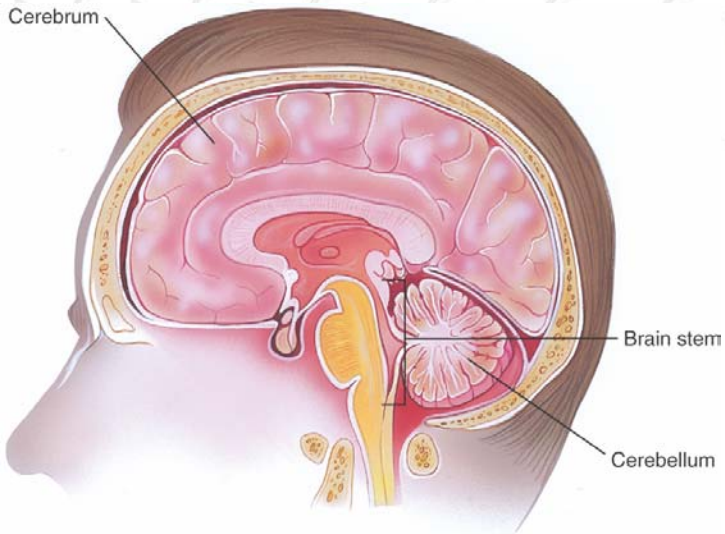
Physiology of the Circulatory System (2 of 2)

- Blood pressure
 - Amount of force exerted against walls of arteries
 - Systole: Left ventricle contracts
 - Diastole: Left ventricle relaxes
- Perfusion
 - Circulation of blood within an organ or tissue
 - If inadequate, the patient goes into shock.

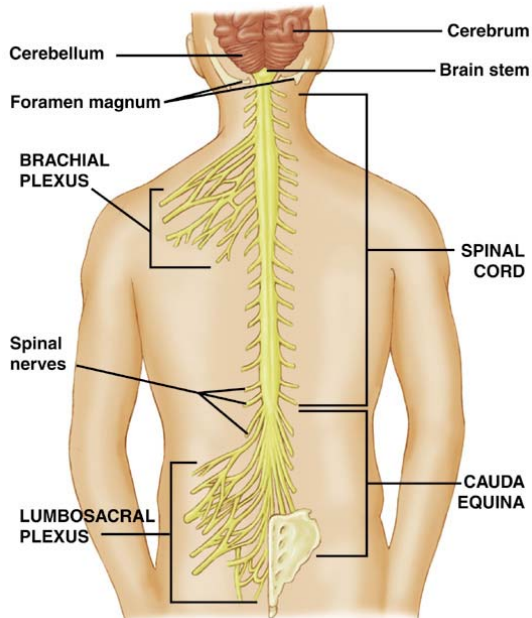
The Nervous System

- The nervous system controls the body's voluntary and involuntary actions.
- Somatic nervous system
 - Regulates voluntary actions
- Autonomic nervous system
 - Controls involuntary body functions

Central Nervous System (1 of 2)



Central Nervous System (2 of 2)



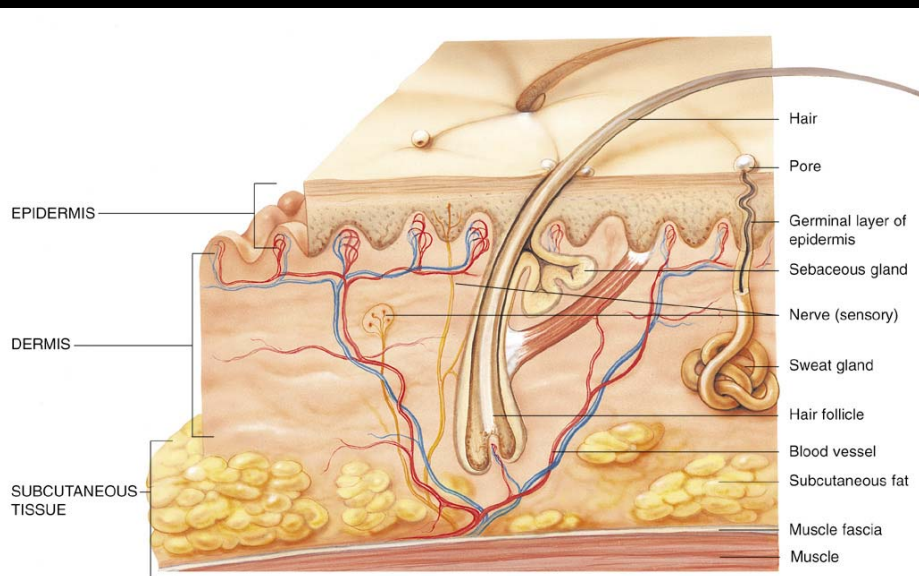
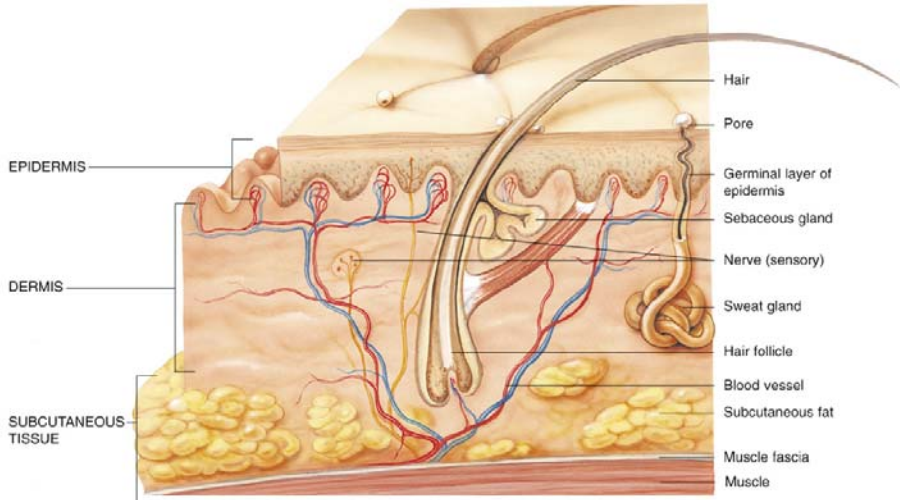
Peripheral Nervous System

- Links the organs of the body to the central nervous system.
- Sensory nerves carry information from the body to the central nervous system.
- Motor nerves carry information from the central nervous system to the muscles of the body.

The Skin (1 of 2)

- Protects the body from the environment
- Regulates body temperature
- Transmits information from environment to the brain

The Skin (2 of 2)



Endocrine System

- Complex message and control system
- Made up of seven glands
- Glands produce and release hormones.

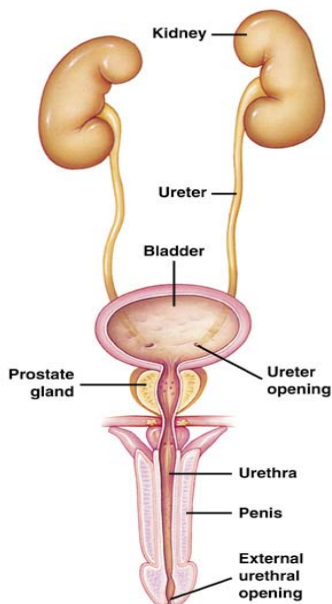
Endocrine Glands

- Adrenal
- Pituitary
- Ovary
- Testes
- Pancreas
- Thyroid
- Parathyroid

Digestive System

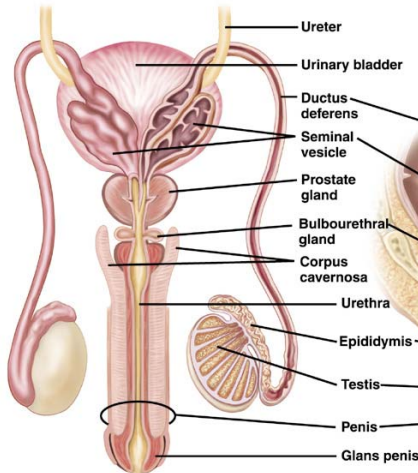
- Mouth
- Salivary glands
- Oropharynx
- Esophagus
- Stomach
- Pancreas
- Liver
- Bile ducts
- Small intestine
- Large intestine
- Appendix
- Rectum

Urinary System

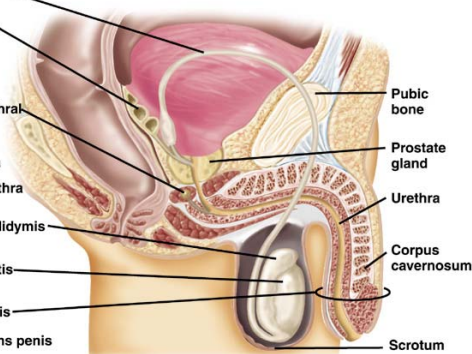


Male Reproductive System

FRONT VIEW

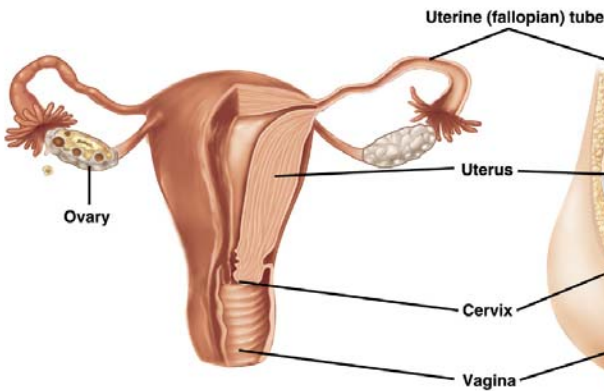


SIDE VIEW



Female Reproductive System

FRONT VIEW



SIDE VIEW

